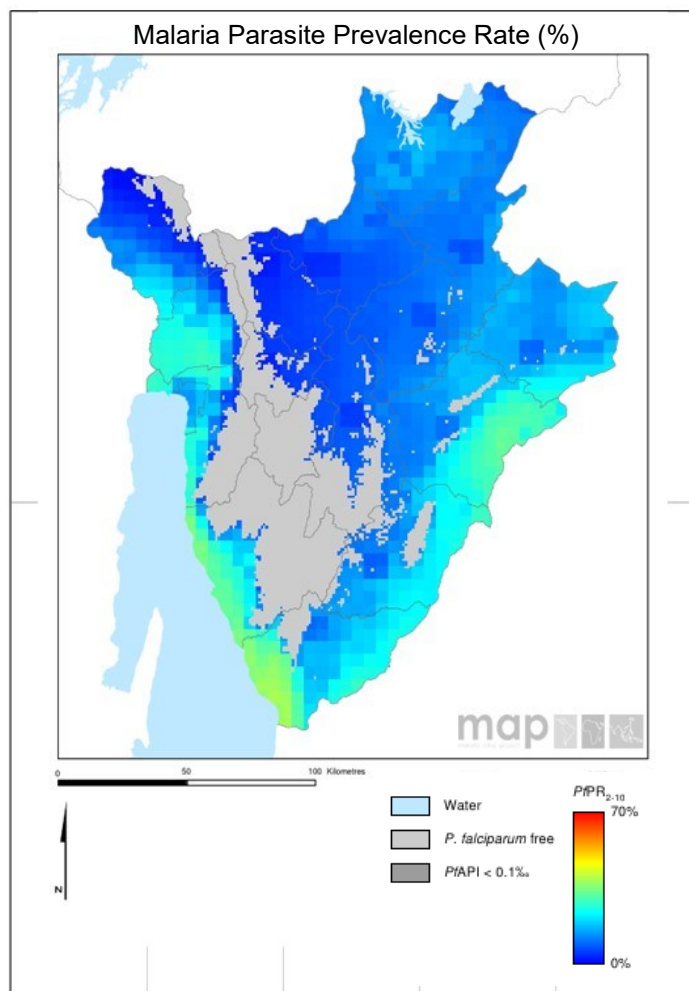


Scorecard for Accountability and Action



In Burundi, about 24% of the population is at high risk for malaria and nearly 22% live in malaria-free highland areas. The annual reported number of malaria cases in 2016 was 8,383,389 with 5,853 deaths.

Metrics

Commodities Financed and Financial Control	
LLIN financing 2017 projection (% of need)	100
Public sector RDT financing 2017 projection (% of need)	74
Public sector ACT financing 2017 projection (% of need)	82
World Bank rating on public sector management and institutions 2016 (CPIA Cluster D)	2.4
Insecticide Resistance Monitoring, Implementation and Impact	
Insecticide classes with mosquito resistance in representative sentinel sites confirmed since 2010	3
Insecticide resistance monitored since 2015 and data reported to WHO	
National Insecticide Resistance Monitoring and Management Plan	
Scale of Implementation of iCCM (2016)	
Operational LLIN/IRS coverage (% of at risk population)	100
Change in malaria incidence rate (2010–2016)	
Tracer Indicators for Maternal and Child Health and NTDs	
Mass Treatment Coverage for Neglected Tropical Disease (NTD index, %)(2016)	16
Estimated % of Total Population living with HIV who have access to antiretroviral therapy (2016)	61
Estimated % of children (0–14 years old) living with HIV who have access to antiretroviral therapy (2016)	25
% deliveries assisted by skilled birth attendant	85
Postnatal care (within 48 hrs)	49
Exclusive breastfeeding (% children < 6 months)	83
Vitamin A Coverage 2015 (2 doses)	71
DPT3 coverage 2016 (vaccination among 0-11 month olds)	96

Key

	Target achieved or on track
	Progress but more effort required
	Not on track
	No data
	Not applicable

Malaria

Progress

Burundi procured sufficient LLINs to achieve universal coverage and has recently completed the LLIN campaign. The country secured sufficient resources to procure the majority of the LLINs and RDTs required in 2017.

Impact

The annual reported number of malaria cases in 2016 was 8,383,389 with 5,853 deaths. WHO estimates that the country has recorded an more than 20% increase in the malaria incidence rate for the period 2010 - 2016.

Key Challenge

- The country has experienced a malaria upsurges from 2015 and has officially declared a malaria outbreak.

Previous Key Recommended Actions

Objective	Action Item	Suggested completion timeframe	Progress	Comments - key activities/accomplishments since last quarterly report
Address malaria upsurge	Investigate and address the reasons for the increase in malaria cases in parts of the country in 2015	Q4 2016		Burundi has completed the LLIN universal coverage campaign, and carried out IRS in 10 districts, as well as increasing the coverage of ACTs and RDTs. The number of malaria cases have decreased to below the epidemic threshold level
Address Funding	Work to accelerate the signature of the GF grant	Q4 2017		The country completed the grant making requirements for grant approval
Vector Control	Report on the status of insecticide resistance monitoring to WHO	Q3 2018		The country is completing the analysis of samples, with the final report due in Q1 2018

New Key Recommended Action

Objective	Action Item	Suggested completion timeframe
Impact	Investigate and address the reasons for the WHO estimated increase of greater than 20% in the malaria incidence rate between 2010 and 2016	Q4 2018

MNCH and NTDs

Progress

Burundi has achieved high coverage of tracer MNCH interventions, including exclusive breastfeeding, DPT3 and skilled birth attendance. Burundi significantly enhanced the tracking and accountability mechanisms with the development of a Reproductive, Maternal, Newborn, Child and Adolescent Health Scorecard.

Progress in addressing Neglected Tropical Diseases (NTDs) in Burundi is measured using a composite index calculated from preventive chemotherapy coverage achieved for onchocerciasis, schistosomiasis, soil transmitted helminths and trachoma. Preventive

chemotherapy coverage in Burundi is high for onchocerciasis (80%), schistosomiasis (91%), and soil transmitted helminths (96%); however, coverage for trachoma is low (0%). Overall, the NTD preventive chemotherapy coverage index for Burundi in 2016 is 16 and this represents no change over the 2015 index value (16).





Previous Recommended Actions

Burundi has responded positively to the MNCH recommended actions addressing low coverage of ART coverage in children and continues to track progress as these actions are implemented.

New Key Recommended Action

Objective	Action Item	Suggested completion timeframe
NTDs	Given the high coverage of Onchocerciasis, Schistosomiasis and Soil Transmitted Helminths Preventive Chemotherapy (PC), await the results of further surveys for trachoma and act on the results	Q4 2018

Key

	Action achieved
	Some progress
	No progress
	Deliverable not yet due