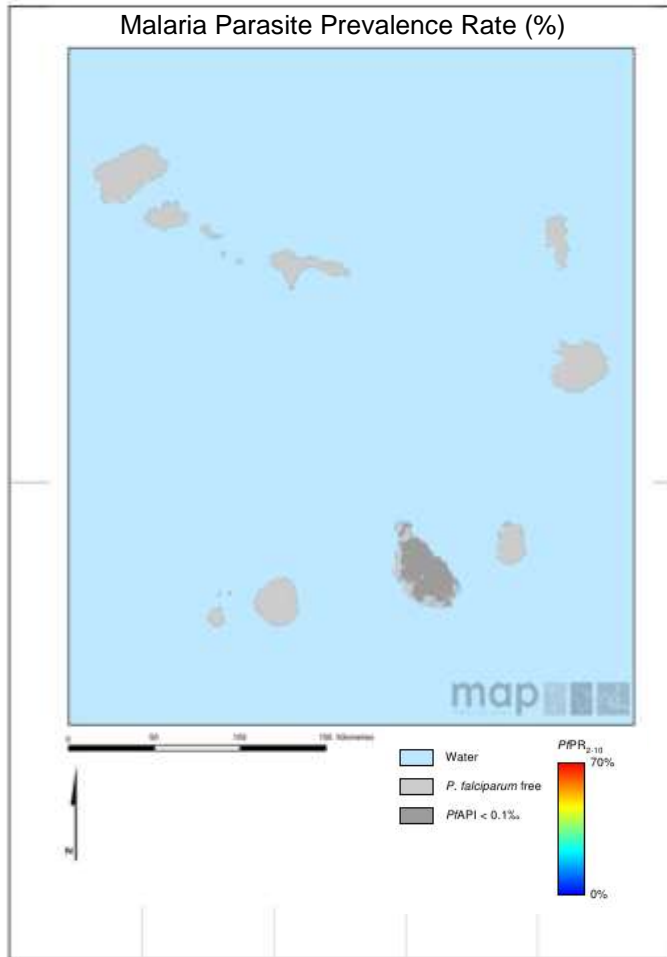


Scorecard for Accountability and Action



In Cabo Verde, 58% of the population lives in areas where there is a low risk of malaria; the rest of the country is malaria-free. The annual reported number of malaria cases in 2016 was 75 with 1 death.

Metrics

Commodities Financed and Financial Control	
IRS financing 2018 (% of at-risk population)	100
Public sector RDT financing 2018 projection (% of need)	100
Public sector ACT financing 2018 projection (% of need)	100
World Bank rating on public sector management and institutions 2017 (CPIA Cluster D)	3.9
Insecticide Resistance Monitoring, Implementation and Impact	
Insecticide classes with mosquito resistance in representative sentinel sites confirmed since 2010	0
Insecticide resistance monitored since 2015 and data reported to WHO	
National Insecticide Resistance Monitoring and Management Plan	
Scale of Implementation of iCCM (2017)	
IRS Operational Coverage (%)	89
Reduced Malaria Incidence by >40% by 2020 (vs 2015) (projected)	
Tracer Indicators for Maternal and Child Health and NTDs	
Mass Treatment Coverage for Neglected Tropical Disease (NTD index, %)(2016)	61
Estimated % of Total Population living with HIV who have access to antiretroviral therapy (2017)	▲ 75
Estimated % of children (0–14 years old) living with HIV who have access to antiretroviral therapy (2017)	▲ 92
% deliveries assisted by skilled birth attendant	91
Postnatal care (within 48 hrs)	
Exclusive breastfeeding (% children < 6 months)	60
Vitamin A Coverage 2016 (2 doses)	
DPT3 coverage 2017 (vaccination among 0-11 month olds)	96

Key

<span style="background-color: #90EE90; border: 1px solid black; display: inline-block; width: 20px; height: 10px;"></span>	Target achieved or on track
<span style="background-color: #FFFF00; border: 1px solid black; display: inline-block; width: 20px; height: 10px;"></span>	Progress but more effort required
<span style="background-color: #FF0000; border: 1px solid black; display: inline-block; width: 20px; height: 10px;"></span>	Not on track
<span style="background-color: #A9A9A9; border: 1px solid black; display: inline-block; width: 20px; height: 10px;"></span>	No data
<span style="background-color: #FFFFFF; border: 1px solid black; display: inline-block; width: 20px; height: 10px;"></span>	Not applicable

## Malaria

### Progress

Cabo Verde secured sufficient resources to sustain universal coverage of key malaria interventions in 2018 including for IRS, ACTs and RDTs. The country has achieved high coverage of IRS. WHO has identified Cabo Verde as being a country with the potential to eliminate local transmission of malaria by 2020. In addition, Cabo Verde has a high rating in terms of public sector management systems (CPIA cluster D). The country has significantly enhanced the tracking and accountability mechanisms for malaria with the development of the Malaria Elimination Scorecard.

### Impact

The annual reported number of malaria cases in 2016 was 75 with 1 death. Cabo Verde experienced a more than 20% increase in cases between 2015 and 2016 and investigating and addressing the key underlying reason for this upsurge will be a key priority for 2018.

### Key Challenges

- Sustaining malaria control gains as the country prepares for elimination.
- Malaria upsurges were reported in 2016 and 2017.

### Previous Key Recommended Actions

Cabo Verde has responded positively to the malaria recommended actions addressing reporting on status of insecticide resistance monitoring to WHO and finalization of the insecticide resistance monitoring and management plan and continues to track progress as these reported actions are implemented.

## MNCH and NTDs

### Progress

The country has achieved high coverage of the tracer MNCH interventions, DPT3 vaccination and exclusive breastfeeding, and has recently increased coverage of ARTs in children and in the total population.

Progress in addressing Neglected Tropical Diseases (NTDs) in Cabo Verde is measured using preventive chemotherapy coverage achieved for soil transmitted helminths. Preventive chemotherapy coverage for soil transmitted helminths in Cabo Verde is good (61%). The overall NTD preventive chemotherapy coverage index for Cabo Verde is 61 in 2016, which represents a substantial increase compared with the 2015 index value (0).





### Previous Key Recommended Actions

Objective	Action Item	Suggested completion timeframe	Progress	Comments - key activities/accomplishments since last quarterly report
MNCH <sup>1</sup> : Optimise quality of care	Investigate and address the reasons for the decrease in skilled birth attendants	Q1 2019		Deliverable not yet due

<sup>1</sup> MNCH metrics, recommended actions and response tracked through WHO MCA

Cabo Verde has responded positively to the MNCH recommended actions addressing lack of data on postnatal care and vitamin A and continues to track progress as these actions are implemented.

**Key**

	Action achieved
	Some progress
	No progress
	Deliverable not yet due