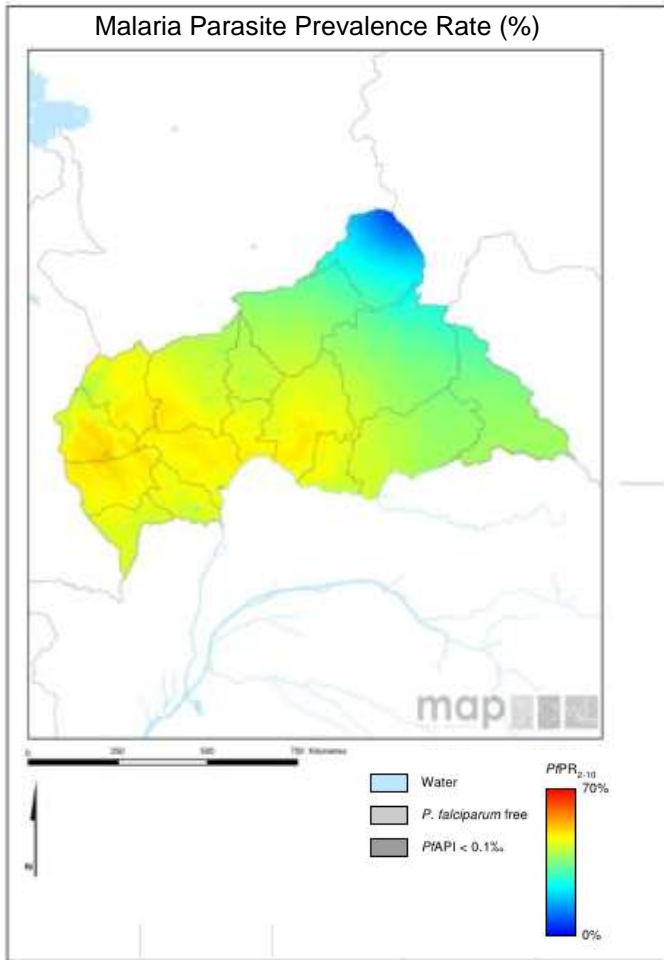


Scorecard for Accountability and Action



There is intense malaria transmission all year round in the Central African Republic and the entire population of the country is at high risk. The annual reported number of malaria cases in 2016 was 1,400,526 with 2,668 deaths.

Metrics

Commodities Financed and Financial Control		
LLIN financing 2018 projection (% of need)	100	Target achieved or on track
Public sector RDT financing 2018 projection (% of need)	100	Target achieved or on track
Public sector ACT financing 2018 projection (% of need)	78	Progress but more effort required
World Bank rating on public sector management and institutions 2016 (CPIA Cluster D)	2.2	Not on track
Insecticide Resistance Monitoring, Implementation and Impact		
Insecticide classes with mosquito resistance in representative sentinel sites confirmed since 2010	3	Not on track
Insecticide resistance monitored since 2015 and data reported to WHO		Not on track
National Insecticide Resistance Monitoring and Management Plan		Not on track
Scale of Implementation of iCCM (2017)		Progress but more effort required
Operational LLIN/IRS coverage (% of at risk population)	100	Target achieved or on track
Reduced Malaria Incidence by >40% by 2020 (vs 2015) (projected)		Progress but more effort required
Tracer Indicators for Maternal and Child Health and NTDs		
Mass Treatment Coverage for Neglected Tropical Disease (NTD index, %) (2016)	32	Progress but more effort required
Estimated % of Total Population living with HIV who have access to antiretroviral therapy (2016)	24	Not on track
Estimated % of children (0-14 years old) living with HIV who have access to antiretroviral therapy (2016)	17	Not on track
% deliveries assisted by skilled birth attendant	40	Not on track
Postnatal care (within 48 hrs)		No data
Exclusive breastfeeding (% children < 6 months)	33	Progress but more effort required
Vitamin A Coverage 2015 (2 doses)	3	Not on track
DPT3 coverage 2016 (vaccination among 0-11 month olds)	54	Progress but more effort required

Key

Target achieved or on track
Progress but more effort required
Not on track
No data
Not applicable

Malaria

Progress

Central African Republic secured the resources required for LLINs and RDTs in 2018. Central African Republic has achieved 100% operational coverage of vector control.

Impact

The annual reported number of malaria cases in 2016 was 1,400,526 with 2,668 deaths.

Key Challenge

- Limited access to some at-risk populations is hampering coverage of malaria control interventions.

Previous Key Recommended Actions

Objective	Action Item	Suggested completion timeframe	Progress	Comments - key activities/accomplishments since last quarterly report
Vector Control	Given the reported mosquito resistance to 3 classes of insecticide, urgently develop and implement a national insecticide resistance monitoring and management plan	Q1 2017		The country will request support from WHO/AFRO to support the development of the insecticide resistance monitoring and management plan and will request resources for resistance monitoring from the Global Fund. It is expected a draft plan will be available by Q1 2018
Vector Control	Report on the status of insecticide resistance monitoring to WHO	Q3 2018		Deliverable not yet due

MNCH and NTDs

Progress in addressing Neglected Tropical Diseases (NTDs) in Central African Republic is measured using a composite index calculated from preventive chemotherapy coverage achieved for lymphatic filariasis, onchocerciasis, schistosomiasis, soil transmitted helminths and trachoma. Preventive chemotherapy coverage in Central African Republic is good for onchocerciasis (50%), schistosomiasis (66%), and 40% for soil transmitted helminths, however, coverage for lymphatic filariasis and trachoma are low (16% and 17% respectively). Overall, the NTD preventive chemotherapy coverage index for Central African Republic in 2016 is 32 and this represents a substantial increase compared with the 2015 index value (<1).

Previous Key Recommended Actions

Objective	Action Item	Suggested completion timeframe	Progress	Comments - key activities/accomplishments since last quarterly report
MNCH ¹ : Optimise quality of care	a) Prioritise the collection of postnatal care data	Q1 2013		No progress reported
	b) Address the decreasing vitamin A coverage	Q4 2016		Due to insecurity and difficult access to some areas, Central African Republic was unable to achieve high coverage of vitamin A through two campaigns annually. However, for the first time in the past three years, in 2017, the country reports that two rounds of vitamin A supplementation and deworming of children under five took place with resulting high coverage
	c) Identify and address reasons for the decrease in coverage of ARTs in children	Q2 2018		The country reports that the main factors hampering HIV screening have been stock-outs of supplies and insecurity in certain areas. Despite efforts to integrate PMTCT into health facilities, poor ANC coverage, associated partly with insecurity and a lack of qualified staff; and poor coverage for the early screening of children born to HIV-positive mothers is hampering coverage. Low ART coverage is associated with poor geographical coverage and the fact that ARV sites affected by the crisis have been non-functional. The WB funded programme to reinforce the health system is expected to improve ANC coverage, the main lever for increasing PMTCT coverage, whilst the GF will fund ARVs, training and supply chain. The country reports that coverage has increased by 6% in the last year, with further improvements expected in 2018





Central African Republic has responded positively to the MNCH recommended action addressing low coverage of ARTs in the whole population and continues to track progress as this action is implemented.

¹ MNCH metrics, recommended actions and response tracked through WHO MCA

New Key Recommended Action

Objective	Action Item	Suggested completion timeframe
MNCH ¹ : Optimise quality of care	Investigate and address the reasons for the decrease in skilled birth attendants	Q1 2019

Key

	Action achieved
	Some progress
	No progress
	Deliverable not yet due

¹ MNCH metrics, recommended actions and response tracked through WHO MCA