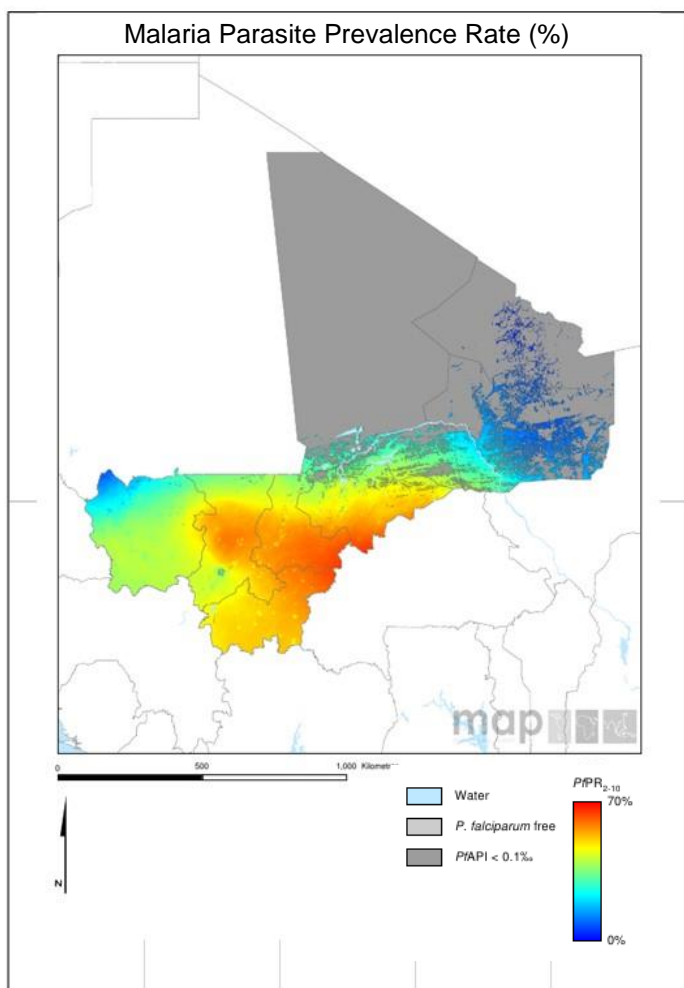


Mali ALMA Quarterly Report

Quarter Three, 2018



Scorecard for Accountability and Action



Malaria transmission is more intense in the south of Mali. The annual reported number of malaria cases in 2016 was 2,311,098 with 1,344 deaths.

Metrics

Commodities Financed and Financial Control		
LLIN financing 2018 projection (% of need)	91	
Public sector RDT financing 2018 projection (% of need)	100	
Public sector ACT financing 2018 projection (% of need)	100	
World Bank rating on public sector management and institutions 2017 (CPIA Cluster D)	3.0	
Insecticide Resistance Monitoring, Implementation and Impact		
Insecticide classes with mosquito resistance in representative sentinel sites confirmed since 2010	4	
Insecticide resistance monitored since 2015 and data reported to WHO		
National Insecticide Resistance Monitoring and Management Plan		
Scale of Implementation of iCCM (2017)		
Operational LLIN/IRS coverage (% of at risk population)	▲ 100	
Reduced Malaria Incidence by >40% by 2020 (vs 2015) (projected)		
Tracer Indicators for Maternal and Child Health and NTDs		
Mass Treatment Coverage for Neglected Tropical Disease (NTD index, %)(2016)	35	
Estimated % of Total Population living with HIV who have access to antiretroviral therapy (2017)	32	
Estimated % of children (0–14 years old) living with HIV who have access to antiretroviral therapy (2017)	23	
% deliveries assisted by skilled birth attendant	44	
Postnatal care (within 48 hrs)	58	
Exclusive breastfeeding (% children < 6 months)	31	
Vitamin A Coverage 2016 (2 doses)	99	
DPT3 coverage 2017 (vaccination among 0-11 month olds)	66	

Key

	Target achieved or on track
	Progress but more effort required
	Not on track
	No data
	Not applicable

Malaria

Progress

Mali has carried out insecticide resistance monitoring since 2015 and has reported the results to WHO. The majority of the malaria commodities required to achieve and sustain universal coverage in 2018 are financed. Mali has procured sufficient LLINs to achieve universal operational coverage. The country has carried out insecticide resistance monitoring since 2015 and has reported the results to WHO. Mali has significantly enhanced the tracking and accountability mechanisms for malaria with the development of the Malaria Control Scorecard.

Impact

The annual reported number of malaria cases in 2016 was 2,311,098 with 1,344 deaths. With the overall increase in the estimated malaria incidence between 2010 and 2016, WHO projects that the country will record an increase in malaria incidence by 2020.

Key Challenge

- The country has funding gaps including for Seasonal Malaria Chemoprevention.

Previous Key Recommended Action

Objective	Action Item	Suggested completion timeframe	Progress	Comments - key activities/accomplishments since last quarterly report
Vector Control	Address falling coverage of LLINs	Q2 2018		2.9 million LLINs were delivered in the last quarter

MNCH and NTDs

Progress

Mali has achieved high coverage of the tracer MNCH intervention of vitamin A. The country has significantly enhanced the tracking and accountability mechanisms with the development of a Reproductive, Maternal, Newborn, Child and Adolescent Health Scorecard.

Progress in addressing Neglected Tropical Diseases (NTDs) in Mali is measured using a composite index calculated from preventive chemotherapy coverage achieved for lymphatic filariasis, onchocerciasis, schistosomiasis, soil transmitted helminths and trachoma. Preventive chemotherapy coverage in Mali is high for schistosomiasis (100%), and soil transmitted helminths (100%). Coverage is good for lymphatic filariasis (69%) and onchocerciasis (72%). In contrast, coverage for trachoma is low (1%). Overall, the NTD preventive chemotherapy coverage index for Mali in 2016 is 35, which represents an increase compared with the 2015 index value (21).





Previous Key Recommended Actions

Objective	Action Item	Suggested completion timeframe	Progress	Comments - key activities/accomplishments since last quarterly report
MNCH ¹ : Optimise quality of care	Investigate and address the reasons for the decrease in skilled birth attendants	Q1 2019		Deliverable not yet due

¹ MNCH metrics, recommended actions and response tracked through WHO MCA

The country has responded positively to the MNCH recommended action addressing the low coverage of ARTs, and continues to track progress as these actions are implemented.

Key

	Action achieved
	Some progress
	No progress
	Deliverable not yet due