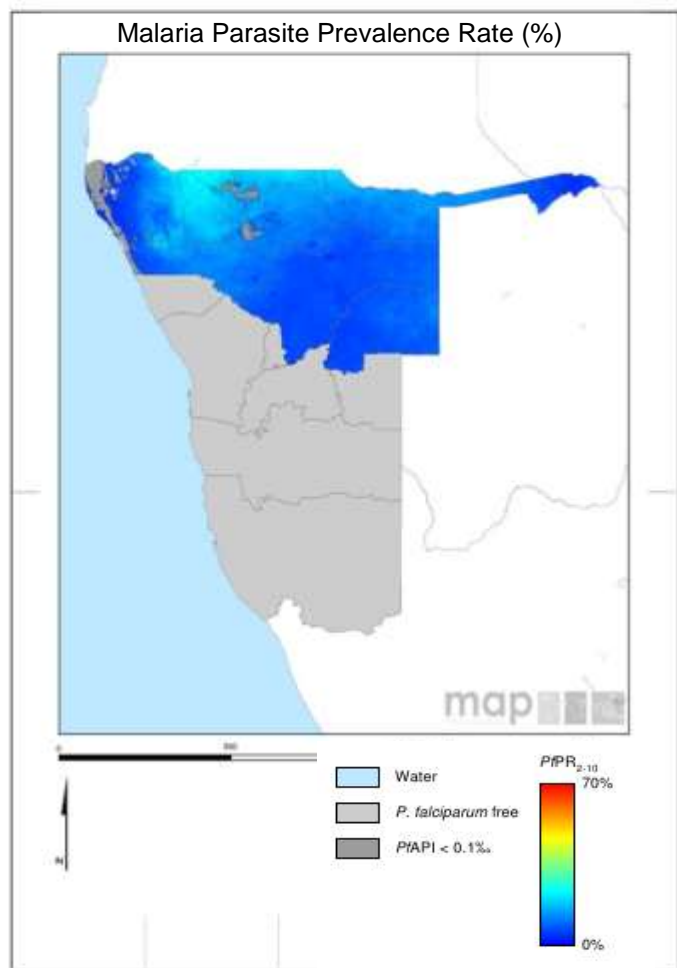


Scorecard for Accountability and Action



Malaria transmission is confined to the north-east part of Namibia where malaria is endemic and about 72% of the population of the country is at risk. The annual reported number of malaria cases in 2016 was 25,198 with 65 deaths.

Metrics

Commodities Financed and Financial Control	
IRS financing 2018 (% of at-risk population)	100
Public sector RDT financing 2018 projection (% of need)	100
Public sector ACT financing 2018 projection (% of need)	100
World Bank rating on public sector management and institutions 2016 (CPIA Cluster D)	
Insecticide Resistance Monitoring, Implementation and Impact	
Insecticide classes with mosquito resistance in representative sentinel sites confirmed since 2010	0
Insecticide resistance monitored since 2015 and data reported to WHO	
National Insecticide Resistance Monitoring and Management Plan	
Scale of Implementation of ICCM (2017)	
IRS Operational Coverage (%)	▲ 85
Reduced Malaria Incidence by >40% by 2020 (vs 2015) (projected)	
Tracer Indicators for Maternal and Child Health and NTDs	
Mass Treatment Coverage for Neglected Tropical Disease (NTD Index, %)(2016)	1
Estimated % of Total Population living with HIV who have access to antiretroviral therapy (2016)	64
Estimated % of children (0–14 years old) living with HIV who have access to antiretroviral therapy (2016)	66
% deliveries assisted by skilled birth attendant	88
Postnatal care (within 48 hrs)	69
Exclusive breastfeeding (% children < 6 months)	48
Vitamin A Coverage 2015 (2 doses)	
DPT3 coverage 2016 (vaccination among 0-11 month olds)	92

Key

	Target achieved or on track
	Progress but more effort required
	Not on track
	No data
	Not applicable

Malaria

Progress

Namibia secured sufficient funding for the required number of anti-malaria drugs, RDTs, LLINs, and IRS for 2018. The country has also achieved high IRS coverage. Namibia enhanced the tracking and accountability mechanisms for malaria with the development of a Malaria Control and Elimination Scorecard.

Impact

The annual reported number of malaria cases in 2016 was 25,198 with 65 deaths. With the overall increase in the estimated malaria incidence between 2010 and 2016, WHO projects that the country will record an increase in malaria incidence by 2020. A greater than 20% increase in cases was observed between 2015 and 2016 and investigating and addressing the key underlying reason for this upsurge will be a key priority for 2018.

Key Challenges

- Malaria outbreaks reported during the 2017 malaria season.
- Achieving and maintaining IRS coverage above 80%.
- Maintaining malaria high on the political and funding agenda.
- There is a need to strengthen cross border collaboration with neighbouring countries.
- The increase in malaria incidence and mortality rates projected by WHO.

Previous Key Recommended Actions

Objective	Action Item	Suggested completion timeframe	Progress	Comments - key activities/accomplishments since last quarterly report
Vector Control	Ensure the IRS programme is fully implemented before the beginning of the malaria season	Q4 2017		Namibia experienced procurement challenges for DDT. Other key challenges included the lack of capacity to adequately supervise IRS, inadequate funding for IRS implementation at regional level and late procurement of protective equipment. Despite the bottlenecks, all areas were sprayed with pyrethroid and by the end of December coverage of 85% was achieved
Vector control	Report on the status of insecticide resistance monitoring to WHO	Q3 2018		Deliverable not yet due but the country is currently collecting insecticide resistance data and once completed the country will submit the data to WHO

Objective	Action Item	Suggested completion timeframe	Progress	Comments - key activities/accomplishments since last quarterly report
Impact	Investigate and address the reasons for the WHO estimated increase of greater than 20% in the malaria incidence rate between 2015 and 2016,	Q4 2018		Malaria cases have increased from low numbers in 2010 to almost 25,000 cases in 2016, and over 65,000 cases in 2016. Key factors leading to the increase in cases include the lack of staff to carry out active case detection, delayed procurement of insecticides, sub-optimal IRS coverage and weak supervision and monitoring. Namibia was also not able to procure DDT on time due to the lengthy tendering process. Reported cases continue to be high. Despite these challenges, the programme was not only able to complete IRS before the end of December but also attain a coverage of about 87%

Namibia has responded positively to the recommended action addressing the development of the insecticide resistance management plan, and the lack of data on iCCM and continues to strengthen access to treatment of malaria, pneumonia and diarrhea.

MNCH and NTDs

Progress

Namibia has good coverage of tracer MNCH interventions, including DPT3 and skilled birth attendants and postnatal care. The country has enhanced tracking and accountability mechanisms with the development of a Reproductive, Maternal, Newborn, Child and Adolescent Health Scorecard.





Progress in addressing Neglected Tropical Diseases (NTDs) in Namibia is shown using a composite index calculated from preventive chemotherapy coverage achieved for schistosomiasis and soil transmitted helminths. Preventive chemotherapy coverage in Namibia is low for both schistosomiasis (0%), and soil transmitted helminths (21%). Overall, the NTD preventive chemotherapy coverage index for Namibia in 2016 is 1, which represents no change compared with the 2015 index value (0).

Previous Key Recommended Actions

Objective	Action Item	Suggested completion timeframe	Progress	Comments - key activities/accomplishments since last quarterly report
NTDs	Implement Preventive Chemotherapy for schistosomiasis alongside Soil Transmitted Helminths, at least for school-age children	Q4 2018		Deliverable not yet due but the country verifies that there was no Preventive Chemotherapy carried out in 2017 due to budget constraints

Namibia has responded positively to the MNCH recommended action addressing the lack of data on vitamin A coverage and continues to track progress as this action is implemented.

Key

	Action achieved
	Some progress
	No progress
	Deliverable not yet due