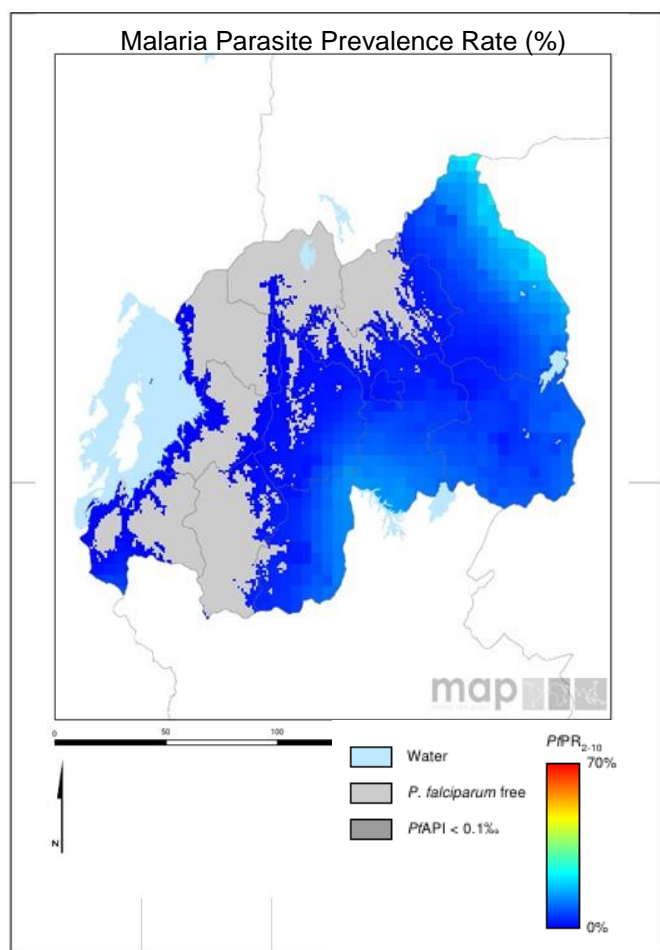


Scorecard for Accountability and Action








Metrics

| Commodities Financed and Financial Control | |
|---|-----|
| LLIN financing 2019 projection (% of need) | 100 |
| Public sector RDT financing 2019 projection (% of need) | 100 |
| Public sector ACT financing 2019 projection (% of need) | 73 |
| World Bank rating on public sector management and institutions 2017 (CPIA Cluster D) | 3.7 |
| Insecticide Resistance Monitoring, Implementation and Impact | |
| Insecticide classes with mosquito resistance in representative sentinel sites confirmed since 2010 | 3 |
| Insecticide resistance monitored since 2015 and data reported to WHO | |
| National Insecticide Resistance Monitoring and Management Plan | |
| Scale of Implementation of iCCM (2017) | |
| Operational LLIN/IRS coverage (% of at risk population) | 98 |
| Change in Estimated Malaria Incidence(2010–2017) | |
| Change in Estimated Malaria Mortality rate(2010–2017) | |
| Tracer Indicators for Maternal and Child Health and NTDs | |
| Mass Treatment Coverage for Neglected Tropical Disease (NTD index, %)(2017) | 78 |
| Estimated % of Total Population living with HIV who have access to antiretroviral therapy (2018) | 87 |
| Estimated % of children (0–14 years old) living with HIV who have access to antiretroviral therapy (2018) | 63 |
| % deliveries assisted by skilled birth attendant | 91 |
| Postnatal care (within 48 hrs) | 43 |
| Exclusive breastfeeding (% children < 6 months) | 87 |
| Vitamin A Coverage 2017 (2 doses) | 98 |
| DPT3 coverage 2017 (vaccination among 0-11 month olds) | 98 |

The annual reported number of malaria cases in 2017 was 3,403,695 with 376 deaths.

Key

| | |
|---|-----------------------------------|
|  | Target achieved or on track |
|  | Progress but more effort required |
|  | Not on track |
|  | No data |
|  | Not applicable |

Malaria

Progress

Rwanda has carried out insecticide resistance monitoring since 2015 and has reported the results to WHO and has completed the national insecticide resistance monitoring and management plan. The country has rolled out iCCM countrywide and has secured sufficient resources to distribute the required LLINs and RDTs in 2019. Rwanda has implemented an emergency response programme to address the upsurge in malaria cases. The country has a high rating in terms of public sector management systems (CPIA cluster D). Rwanda has enhanced the tracking and accountability mechanisms for malaria with the development of the Malaria Control Scorecard.

Impact

The annual reported number of malaria cases in 2017 was 3,403,695 with 376 deaths.

Key Challenges

- Reported malaria upsurges from 2015.
- Gaps in funding to support IRS scale-up.

Previous Key Recommended Actions

Rwanda has responded positively to the previous recommended action on the increase in cases observed since 2010 and continues to track progress as these actions are implemented.

RMNCAH and NTDs

Progress

Rwanda has achieved high coverage of tracer RMNCAH interventions, including exclusive breastfeeding, vitamin A, ARTs in the total population, DPT3 vaccination and skilled birth attendants. The country has significantly enhanced the tracking and accountability mechanisms with the development of the Reproductive, Maternal, Newborn, Child and Adolescent Health Scorecard.

Progress in addressing Neglected Tropical Diseases (NTDs) in Rwanda is measured using a composite index calculated from preventive chemotherapy coverage achieved for schistosomiasis, and soil transmitted helminths. Preventive chemotherapy coverage in Rwanda is high for soil transmitted helminths (99%), and good for schistosomiasis (62%). Overall, the NTD preventive chemotherapy coverage index for Rwanda in 2017 is 78, which represents a large increase compared with the 2016 index value (3).



Previous Key Recommended Actions

| Objective | Action Item | Suggested completion timeframe | Progress | Comments - key activities/accomplishments since last quarterly report |
|---|---|--------------------------------|----------|---|
| RMNCAH ¹ : Optimise quality of care | Investigate and address the reasons for the lack of reported data on vitamin A coverage | Q2 2019 | | The country has reported a significant increase in vitamin A coverage |

Rwanda has responded positively to the NTD recommended action addressing low coverage of NTD preventive chemotherapy.

¹ RMNCAH metrics, recommended actions and response tracked through WHO

Key

| | |
|---|-------------------------|
|  | Action achieved |
|  | Some progress |
|  | No progress |
|  | Deliverable not yet due |