

### Scorecard for Accountability and Action

#### Metrics

Commodities Financed and Financial Control	
LLIN financing 2017 projection (% of need)	90
Public sector RDT financing 2017 projection (% of need)	100
Public sector ACT financing 2017 projection (% of need)	100
World Bank rating on public sector management and institutions 2016 (CPIA Cluster D)	2.2
Insecticide Resistance Monitoring, Implementation and Impact	
Insecticide classes with mosquito resistance in representative sentinel sites confirmed since 2010	4
Insecticide resistance monitored since 2015 and data reported to WHO	
National Insecticide Resistance Monitoring and Management Plan	
Scale of Implementation of ICCM (2016)	
Operational LLINIRS coverage (% of at risk population)	67
Change in malaria incidence rate (2010–2016)	
Tracer Indicators for Maternal and Child Health and NTDs	
Mass Treatment Coverage for Neglected Tropical Disease (NTD index, %)(2016)	19
Estimated % of Total Population living with HIV who have access to antiretroviral therapy (2016)	10
Estimated % of children (0–14 years old) living with HIV who have access to antiretroviral therapy (2016)	16
% deliveries assisted by skilled birth attendant	78
Postnatal care (within 48 hrs)	27
Exclusive breastfeeding (% children < 6 months)	55
Vitamin A Coverage 2015 (2 doses)	72
DPT3 coverage 2016 (vaccination among 0-11 month olds)	93



Malaria transmission in Sudan is low-to-moderate and occasionally epidemic. The annual reported number of malaria cases in 2016 was 897,194 with 984 deaths.

#### Key

<span style="background-color: #90EE90; border: 1px solid black; display: inline-block; width: 20px; height: 10px;"></span>	Target achieved or on track
<span style="background-color: #FFFF00; border: 1px solid black; display: inline-block; width: 20px; height: 10px;"></span>	Progress but more effort required
<span style="background-color: #FF0000; border: 1px solid black; display: inline-block; width: 20px; height: 10px;"></span>	Not on track
<span style="background-color: #A9A9A9; border: 1px solid black; display: inline-block; width: 20px; height: 10px;"></span>	No data
<span style="background-color: #FFFFFF; border: 1px solid black; display: inline-block; width: 20px; height: 10px;"></span>	Not applicable

## Malaria

### Progress

Sudan has financed the essential malaria control commodities required to sustain high coverage in 2017. The country has carried out insecticide resistance monitoring since 2015 and has reported the results to WHO. Sudan has completed the insecticide resistance monitoring and management plan. Sudan has also scaled up the implementation of iCCM. The country has enhanced the tracking and accountability mechanisms for malaria with the development of a Malaria Control and Elimination Scorecard.

### Impact

The annual reported number of malaria cases in 2016 was 897,194 with 984 deaths. WHO estimates that the country has recorded a change of less than 20% in the malaria incidence rate for the period 2010 - 2016.

### Key Challenge

- Insecticide resistance threatens vector control.

### Previous Key Recommended Action

Objective	Action Item	Suggested completion timeframe	Progress	Comments - key activities/accomplishments since last quarterly report
Address funding	Work to accelerate the signature of the GF grant	Q4 2017		The country completed the grant making requirements for grant approval

## MNCH and NTDs

### Progress

Sudan has achieved high coverage of the tracer MNCH indicator skilled birth attendants, exclusive breastfeeding and DPT3. The country has enhanced tracking and accountability mechanisms with the development of a Reproductive, Maternal, Newborn, Child and Adolescent Health Scorecard.

Progress in addressing Neglected Tropical Diseases (NTDs) in Sudan is measured using a composite index calculated from preventive chemotherapy coverage achieved for lymphatic filariasis, onchocerciasis, schistosomiasis, soil transmitted helminths and trachoma. Preventive chemotherapy coverage in Sudan is 53% for onchocerciasis and 36% for trachoma. Coverage is low for lymphatic filariasis (7%), schistosomiasis (24%), and soil transmitted helminths (7%). Overall, the NTD preventive chemotherapy coverage index for Sudan in 2016 is 19, which represents an increase compared with the 2015 index value (10).





### Previous Key Recommended Action

Sudan has responded positively to the MNCH recommended action addressing low coverage of postnatal care and continues to track progress as this action is implemented.

## New Key Recommended Actions

Objective	Action Item	Suggested completion timeframe
Optimise quality of care	Address the decreasing vitamin A coverage	Q4 2018
NTDs	Continue the progress made since 2015 in increasing Preventive Chemotherapy coverage across the five endemic NTDs. Conduct Onchocerciasis elimination mapping	Q4 2018

### Key

	Action achieved
	Some progress
	No progress
	Deliverable not yet due