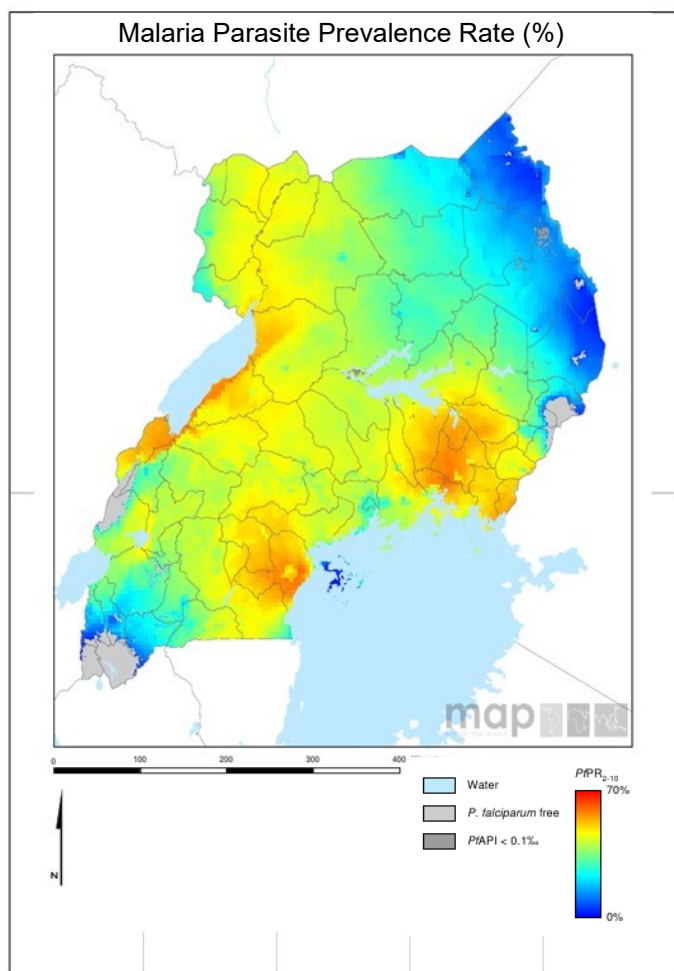


Scorecard for Accountability and Action



Malaria transmission occurs all year round in most parts of Uganda. The annual reported number of malaria cases in 2016 was 16,117,426 with 5 635 deaths.

Metrics

Commodities Financed and Financial Control	
LLIN financing 2017 projection (% of need)	100
Public sector RDT financing 2017 projection (% of need)	86
Public sector ACT financing 2017 projection (% of need)	100
World Bank rating on public sector management and institutions 2016 (CPIA Cluster D)	3.0
Insecticide Resistance Monitoring, Implementation and Impact	
Insecticide classes with mosquito resistance in representative sentinel sites confirmed since 2010	3
Insecticide resistance monitored since 2015 and data reported to WHO	
National Insecticide Resistance Monitoring and Management Plan	
Scale of Implementation of iCCM (2016)	
Operational LLIN/IRS coverage (% of at risk population)	100
Change in malaria incidence rate (2010–2016)	
Tracer Indicators for Maternal and Child Health and NTDs	
Mass Treatment Coverage for Neglected Tropical Disease (NTD index, %)(2016)	64
Estimated % of Total Population living with HIV who have access to antiretroviral therapy (2016)	67
Estimated % of children (0–14 years old) living with HIV who have access to antiretroviral therapy (2016)	47
% deliveries assisted by skilled birth attendant	74
Postnatal care (within 48 hrs)	54
Exclusive breastfeeding (% children < 6 months)	66
Vitamin A Coverage 2015 (2 doses)	
DPT3 coverage 2016 (vaccination among 0-11 month olds)	93

Key

	Target achieved or on track
	Progress but more effort required
	Not on track
	No data
	Not applicable

Malaria

Progress

Uganda has procured sufficient LLINs to achieve operational universal coverage of vector control. The country has carried out insecticide resistance monitoring since 2015 and has reported the results to WHO. The country has scaled up the implementation of iCCM. Uganda has enhanced the tracking and accountability mechanisms with the development of the malaria control scorecard.

Impact

The annual reported number of malaria cases in 2016 was 16,117,426 with 5,635 deaths. WHO estimates that the country has recorded a more than 20% increase in the malaria incidence rate for the period 2010 - 2016.

Key Challenge

- Malaria upsurges reported in parts of the country.
- The country has a less than 40% malaria case reporting rate by surveillance systems.

Previous Key Recommended Action

The country has responded positively to the recommended action on removal of tariffs on private sector RTDs to enhance affordability in the private sector.

New Key Recommended Action

Objective	Action Item	Suggested completion timeframe
Impact	Investigate and address the reasons for the WHO estimated increase of greater than 20% in the malaria incidence rate between 2010 and 2016	Q4 2018





MNCH

Progress

Uganda has achieved good coverage of the tracer MNCH interventions exclusive breastfeeding and DPT3. Uganda has significantly enhanced the tracking and accountability mechanisms with the ongoing development of a Reproductive, Maternal, Newborn, Child and Adolescent Health Scorecard.

Progress in addressing Neglected Tropical Diseases (NTDs) in Uganda is measured using a composite index calculated from preventive chemotherapy coverage achieved for lymphatic filariasis, onchocerciasis, schistosomiasis, soil transmitted helminths and trachoma. Preventive chemotherapy coverage in Uganda is high for onchocerciasis (97%). Coverage for lymphatic filariasis is 72%, schistosomiasis is 37%, soil transmitted helminths is 58%, and trachoma is 73%. Overall, the NTD preventive chemotherapy coverage index for Uganda in 2016 is 64, which represents an increase compared with the 2015 index value (43).

Key

	Action achieved
	Some progress
	No progress
	Deliverable not yet due