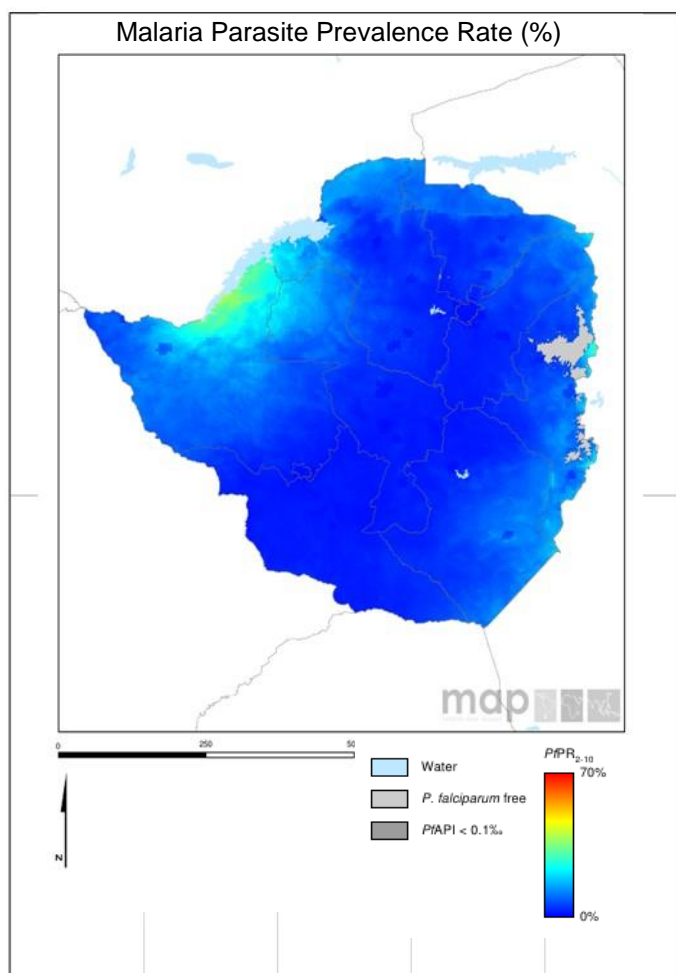


Zimbabwe ALMA Quarterly Report Quarter Three, 2018

Scorecard for Accountability and Action



Malaria transmission is seasonal in Zimbabwe with about 60% of the population at risk. The annual reported number of malaria cases in 2016 was 280,853 with 351 deaths.

Metrics

Commodities Financed and Financial Control	
IRS financing 2018 (% of at-risk population)	100
Public sector RDT financing 2018 projection (% of need)	100
Public sector ACT financing 2018 projection (% of need)	100
World Bank rating on public sector management and institutions 2017 (CPIA Cluster D)	2.8
Insecticide Resistance Monitoring, Implementation and Impact	
Insecticide classes with mosquito resistance in representative sentinel sites confirmed since 2010	4
Insecticide resistance monitored since 2015 and data reported to WHO	
National Insecticide Resistance Monitoring and Management Plan	▲
Scale of Implementation of iCCM (2017)	
IRS Operational Coverage (%)	92
Reduced Malaria Incidence by >40% by 2020 (vs 2015) (projected)	
Tracer Indicators for Maternal and Child Health and NTDs	
Mass Treatment Coverage for Neglected Tropical Disease (NTD index, %)(2016)	44
Estimated % of Total Population living with HIV who have access to antiretroviral therapy (2017)	84
Estimated % of children (0–14 years old) living with HIV who have access to antiretroviral therapy (2017)	89
% deliveries assisted by skilled birth attendant	78
Postnatal care (within 48 hrs)	57
Exclusive breastfeeding (% children < 6 months)	47
Vitamin A Coverage 2016 (2 doses)	35
DPT3 coverage 2017 (vaccination among 0-11 month olds)	89

Key

	Target achieved or on track
	Progress but more effort required
	Not on track
	No data
	Not applicable

Malaria

Progress

Zimbabwe has secured the resources required for ACTs, RDTs, LLINs and IRS in 2018 and has achieved high coverage of vector control. The country has carried out insecticide resistance monitoring since 2015 and has reported the results to WHO, and has recently finalised the insecticide resistance monitoring and management plan. Zimbabwe has significantly enhanced the tracking and accountability mechanisms for malaria with the development of a Malaria Control and Elimination Scorecard. Zimbabwe was awarded the 2018 ALMA Award for Excellence for reducing malaria cases by more than 20 percent from 2015 to 2016.

Impact

The annual reported number of malaria cases in 2016 was 280,853 with 351 deaths.

Key Challenges

- The country reported malaria increases in 2017.
- There is a need to strengthen cross border collaboration with neighbouring countries.

New Key Recommended Action

Objective	Action Item	Suggested completion timeframe
Optimise quality of care	Ensure the IRS programme is fully implemented before the beginning of the malaria season	Q4 2018

MNCH and NTDs

Progress

Zimbabwe achieved high coverage of the tracer MNCH intervention skilled birth attendants and ARTs in children and in the total population. Zimbabwe has enhanced tracking and accountability mechanisms with the development of a Reproductive, Maternal, Newborn, Child and Adolescent Health Scorecard.





Progress in addressing Neglected Tropical Diseases (NTDs) in Zimbabwe is shown using a composite index calculated from preventive chemotherapy coverage achieved for lymphatic filariasis, schistosomiasis, soil transmitted helminths and trachoma. Preventive chemotherapy coverage is high for lymphatic filariasis (79%), schistosomiasis (93%), and soil transmitted helminths (75%). Coverage for trachoma is low (7%). Overall, the NTD preventive chemotherapy coverage index for Zimbabwe in 2016 is 44, which represents a substantial increase compared with the 2015 index value (3).

Previous Key Recommended Action

Objective	Action Item	Suggested completion timeframe	Progress	Comments - key activities/accomplishments since last quarterly report
MNCH ¹ : Optimise quality of care	Investigate and address the reasons for the decreasing vitamin A coverage	Q2 2019		The country is tracking routine vitamin A supplementation through their DHIS2 health information system with a reported coverage of 87% in 2018. Zimbabwe is sharing data with partners

¹ MNCH metrics, recommended actions and response tracked through WHO MCA

Key

	Action achieved
	Some progress
	No progress
	Deliverable not yet due