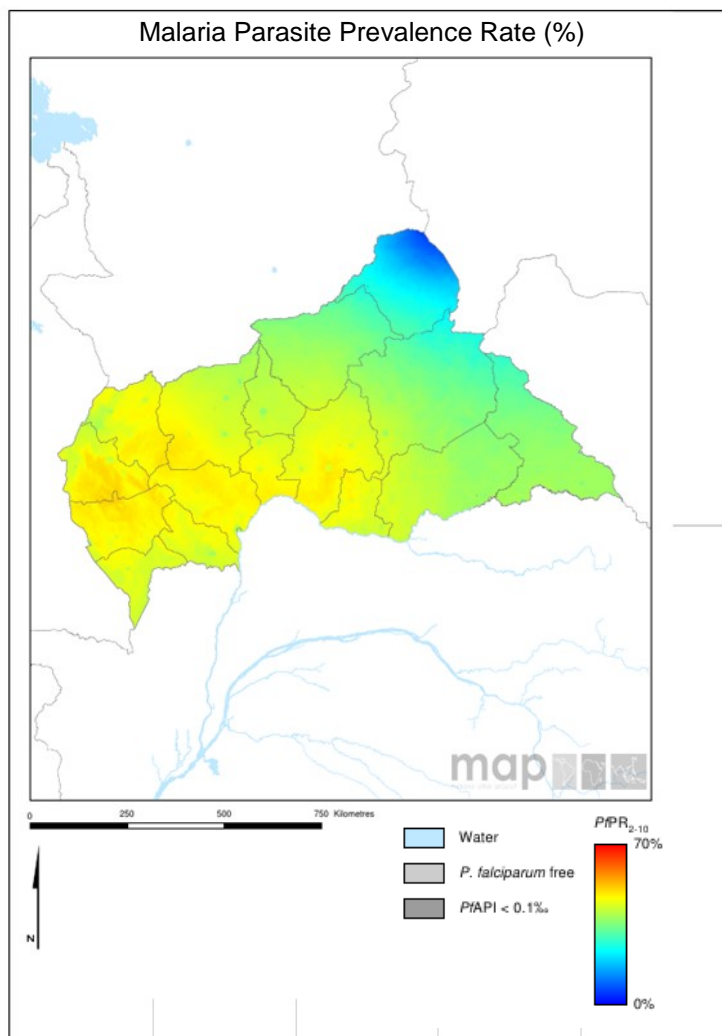


### Scorecard for Accountability and Action



#### Metrics

##### Policy and Financial Control

Oral Artemisinin Based Monotherapy Ban status (2015)		
Community case management (Pneumonia)(2015)		
Community case management (Malaria)(2015)		
World Bank rating on public sector mgmt and institutions 2014 (CPIA Cluster D)		2.2

##### Commodities Financed, Implementation and Malaria Impact

LLIN financing 2015 projection (% of need)		86
Public sector RDT financing 2015 projection (% of need)		84
Public sector ACT financing 2015 projection (% of need)		57
Operational LLIN/IRS coverage (% of at risk population)		100
>75% Decrease in Malaria Incidence Projected 2000–2015		

##### Tracer Indicators for Maternal and Child Health

PMCT coverage 2014 (% pregnant HIV pts receiving ARVs)		47
% deliveries assisted by skilled birth attendant		54
Exclusive breastfeeding (% children < 6 months)		34
Vitamin A Coverage 2013 (2 doses)	▼	40
DPT3 coverage 2014 (vaccination among 12-23 month olds)	▲	47
Postnatal care (within 48 hrs)		

There is intense malaria transmission all year round in the Central African Republic and the entire population of the country is at high risk. The annual reported number of malaria cases in 2014 was 495,238 with 635 deaths.

#### Key

<span style="background-color: #90EE90; border: 1px solid black; display: inline-block; width: 15px; height: 15px;"></span>	Target achieved or on track
<span style="background-color: #FFFF00; border: 1px solid black; display: inline-block; width: 15px; height: 15px;"></span>	Progress but more effort required
<span style="background-color: #FF0000; border: 1px solid black; display: inline-block; width: 15px; height: 15px;"></span>	Not on track
<span style="background-color: #808080; border: 1px solid black; display: inline-block; width: 15px; height: 15px;"></span>	No data/Not applicable

### Progress

Central African Republic has established a policy for Community Case Management of malaria and more recently, pneumonia. The country has also banned the import and sale of oral artemisinin-based monotherapies. The country has secured the majority of the resources required for LLINs and RDTs in 2015. Central African Republic has achieved operational universal coverage of vector control. Central African Republic was awarded the 2015 ALMA Awards for Excellence in Implementation of Vector Control and for Most Improved in Malaria Control.

The country has recently increased coverage of the tracer MNCH intervention DPT3.

### Impact

The annual reported number of malaria cases in 2014 was 495,238 with 635 deaths. WHO, through modeling, estimates that there has been a less than 50% decrease in malaria incidence between 2000 and 2015.

### Key Challenge

- Limited access to some at-risk populations is hampering malaria coverage.

### Previous Key Recommended Actions

Objective	Action Item	Suggested completion timeframe	Progress	Comments - key activities/accomplishments since last quarterly report
Address funding	Ensure the GF New Funding Model concept note is submitted by Q2 2015 and ensure that resources are allocated to malaria control at a level that is sufficient to sustain the gains made in recent years	Q2 2015		CAR submitted a Global Fund costed extension in December 2015
MNCH <sup>1</sup> : Optimise quality of care	a) Prioritise the collection of postnatal care data	Q1 2013		CAR reports that postnatal care coverage through the health information system was reported at approximately 36% but the country is hoping to update this information in 2016
	b) Identify and address reasons for decreasing DPT3 coverage	Q2 2015		DPT3 coverage increased significantly to 47% in 2014





Central African Republic has responded positively to the MNCH recommended action addressing low coverage of exclusive breastfeeding and continues to track progress as this action is implemented.

<sup>1</sup> MNCH metrics, recommended actions and response tracked through WHO MCA/iERG

## New Key Recommended Action

Objective	Action Item	Suggested completion timeframe
MNCH <sup>1</sup> Optimise quality of care	Address the decreasing vitamin A coverage	Q4 2016

### Key

	Action achieved
	Some progress
	No progress
	Deliverable not yet due

<sup>1</sup> MNCH metrics, recommended actions and response tracked through WHO MCA/IERG