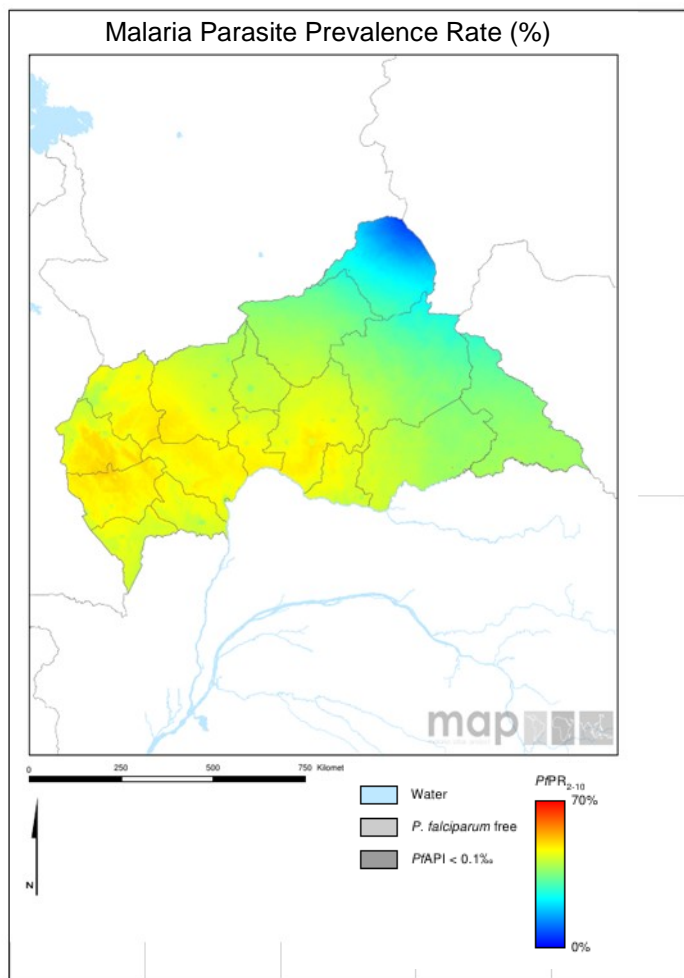


Scorecard for Accountability and Action



There is intense malaria transmission all year round in the Central African Republic and the entire population of the country is at high risk. The annual reported number of malaria cases in 2014 was 495,238 with 635 deaths.

Metrics

| Commodities Financed and Financial Control  |     |
|---|-----|
| LLIN financing 2016 projection (% of need)  | 100 |
| Public sector RDT financing 2016 projection (% of need)   | 100 |
| Public sector ACT financing 2016 projection (% of need)   | 100 |
| World Bank rating on public sector management and institutions 2014 (CPIA Cluster D)                      | 2.2 |
| Insecticide Resistance Monitoring, Implementation and Impact  |     |
| Insecticide classes with mosquito resistance in representative sentinel sites confirmed since 2010        | 2   |
| Insecticide resistance monitored since 2014 and data reported to WHO                                      |     |
| National Insecticide Resistance Monitoring and Management Plan  |     |
| Scale of Implementation of iCCM (2013)  |     |
| Operational LLIN/IRS coverage (% of at risk population)   | 100 |
| >75% Decrease in Malaria Incidence Projected 2000–2015  |     |
| Tracer Indicators for Maternal and Child Health   |     |
| Estimated % of Total Population living with HIV who have access to antiretroviral therapy (2014)          | 18  |
| Estimated % of children (0–14 years old) living with HIV who have access to antiretroviral therapy (2014) | 11  |
| % deliveries assisted by skilled birth attendant  | 54  |
| Postnatal care (within 48 hrs)  |     |
| Exclusive breastfeeding (% children < 6 months)   | 34  |
| Vitamin A Coverage 2013 (2 doses)   | 40  |
| DP T3 coverage 2014 (vaccination among 12-23 month olds)  | 47  |

Key

|  |                                   |
|--|-----------------------------------|
|  | Target achieved or on track       |
|  | Progress but more effort required |
|  | Not on track                      |
|  | No data/Not applicable            |

## Malaria

### Progress

Central African Republic has secured the resources required for LLINs, ACTs and RDTs in 2016. Central African Republic has achieved operational universal coverage of vector control. The country has carried out insecticide resistance monitoring since 2014 and has reported the results to WHO.

### Impact

The annual reported number of malaria cases in 2014 was 495,238 with 635 deaths. WHO, through modeling, estimates that there has been a less than 50% decrease in malaria incidence between 2000 and 2015.

### Key Challenge

- Limited access to some at-risk populations is hampering malaria coverage.

### New Key Recommended Action

| Objective      | Action Item   | Suggested completion timeframe |
|----------------|---|--------------------------------|
| Vector Control | Given the reported mosquito resistance to 2 classes of insecticide, urgently develop and implement a national insecticide resistance monitoring and management plan | Q1 2017                        |

## MNCH

### Progress

The country has recently increased coverage of the tracer MNCH intervention DPT3.

### Previous Key Recommended Actions

| Objective                                    | Action Item   | Suggested completion timeframe | Progress | Comments - key activities/accomplishments since last quarterly report   |
|--|---|--------------------------------|----------|---|
| MNCH <sup>1</sup> : Optimise quality of care | a) Prioritise the collection of postnatal care data | Q1 2013                        |          | CAR reports that postnatal care coverage through the health information system was reported at approximately 36% but the country is hoping to update this information in 2016 |
|  | b) Address the decreasing vitamin A coverage        | Q4 2016                        |          | Deliverable not yet due   |





Central African Republic has responded positively to the MNCH recommended action addressing low coverage of exclusive breastfeeding and continues to track progress as this action is implemented.

<sup>1</sup> MNCH metrics, recommended actions and response tracked through WHO MCA

## New Key Recommended Action

| Objective                                       | Action Item   | Suggested completion timeframe |
|---|---|--------------------------------|
| MNCH <sup>1</sup> :<br>Optimise quality of care | Work to accelerate coverage of ARTs including in children under 14 years of age | Q1 2017                        |

### Key

|   |                         |
|---|-------------------------|
|  | Action achieved         |
|  | Some progress           |
|  | No progress             |
|  | Deliverable not yet due |

<sup>1</sup> MNCH metrics, recommended actions and response tracked through WHO MCA