

Sudan ALMA Quarterly Report

Quarter One, 2016



Scorecard for Accountability and Action

Metrics

Commodities Financed and Financial Control	
LLIN financing 2016 projection (% of need)	35
Public sector RDT financing 2016 projection (% of need)	100
Public sector ACT financing 2016 projection (% of need)	89
World Bank rating on public sector management and institutions 2014 (CPIA Cluster D)	2.2
Insecticide Resistance Monitoring, Implementation and Impact	
Insecticide classes with mosquito resistance in representative sentinel sites confirmed since 2010	4
Insecticide resistance monitored since 2014 and data reported to WHO	
National Insecticide Resistance Monitoring and Management Plan	
Scale of implementation of iCCM (2013)	
Operational LLINIRS coverage (% of at risk population)	49
>75% Decrease in Malaria Incidence Projected 2000–2015	
Tracer Indicators for Maternal and Child Health	
Estimated % of Total Population living with HIV who have access to antiretroviral therapy (2014)	7
Estimated % of children (0–14 years old) living with HIV who have access to antiretroviral therapy (2014)	9
% deliveries assisted by skilled birth attendant	78
Postnatal care (within 48 hrs)	27
Exclusive breastfeeding (% children < 6 months)	55
Vitamin A Coverage 2013 (2 doses)	
DPT3 coverage 2014 (vaccination among 12-23 month olds)	94



Malaria transmission in Sudan is low-to-moderate and occasionally epidemic. The annual reported number of malaria cases in 2014 was 1,207,771 with 823 deaths.

Key

	Target achieved or on track
	Progress but more effort required
	Not on track
	No data/Not applicable

Malaria

Progress

Sudan has made steady progress in scaling-up malaria control interventions and has, in particular, been successful in attracting resources through the Global Fund. The country has carried out insecticide resistance monitoring since 2014 and has reported the results to WHO.

Impact

The annual reported number of malaria cases in 2014 was 1,207,771 with 823 deaths. WHO, through modeling, projects that Sudan has achieved a 50%–75% decrease in malaria incidence between 2000 and 2015.

Key Challenges

- Delays in disbursement of funds.
- Insecticide resistance threatens vector control.

Previous Key Recommended Action

Objective	Action Item	Suggested completion timeframe	Progress	Comments - key activities/accomplishments since last quarterly report
Address Vector Control Coverage	Identify and address reasons for decreasing vector control coverage	Q4 2016		85,000 LLINs were delivered in final quarter of 2015 with a further 2.6 million under procurement in 2016

New Key Recommended Actions

Objective	Action Item	Suggested completion timeframe
Address Funding	Submit costed extension to sustain GF resources until end of 2017	Q2 2016
Vector Control	Finalise and implement the national insecticide resistance monitoring and management plan	Q1 2017

MNCH

Progress

Sudan has achieved high coverage of the tracer MNCH indicator skilled birth attendants and DPT3.





Previous Key Recommended Action

Objective	Action Item	Suggested completion timeframe	Progress	Comments - key activities/accomplishments since last quarterly report
MNCH ¹ : Optimise quality of care	Identify and address reasons for decreasing vitamin A coverage	Q4 2016		Deliverable not yet due

New Key Recommended Action

Objective	Action Item	Suggested completion timeframe
MNCH ¹ : Optimise quality of care	Work to accelerate coverage of ARTs especially in children under 14 years of age	Q1 2017

Key

	Action achieved
	Some progress
	No progress
	Deliverable not yet due

¹ MNCH metrics, recommended actions and response tracked through WHO MCA