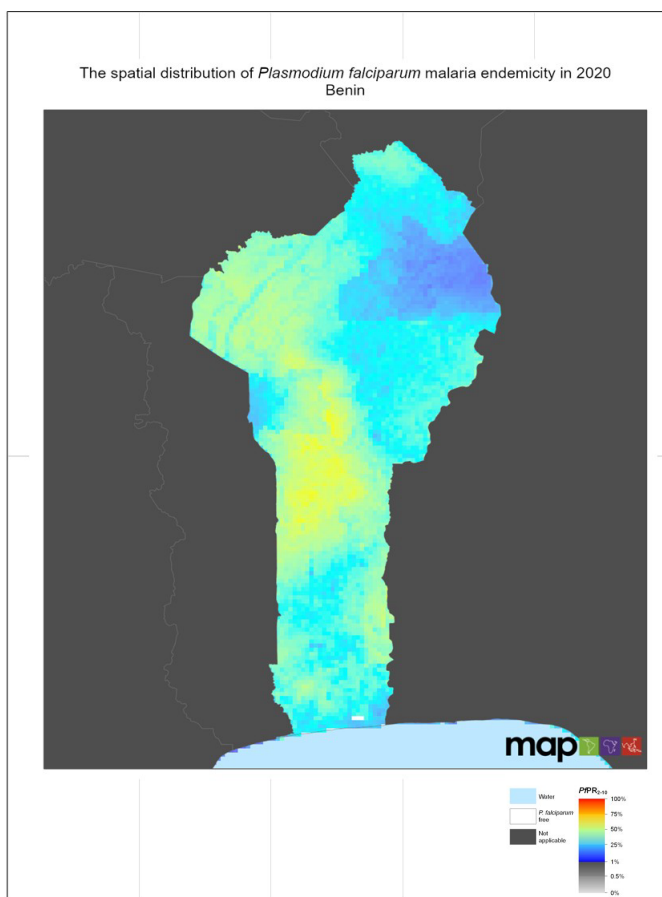


### Scorecard for Accountability and Action



Malaria is endemic throughout Benin. The annual reported number of malaria cases in 2024 was 1,767,457 with 2,362 deaths.

#### Metrics

| Policy                                                                                                    |  |     |
|-----------------------------------------------------------------------------------------------------------|--|-----|
| Signed, ratified and deposited the AMA instrument at the AUC                                              |  |     |
| Malaria activities targeting refugees in Malaria Strategic Plan                                           |  |     |
| Malaria activities targeting IDPs in Malaria Strategic Plan                                               |  |     |
| Zero Malaria Starts With Me Launched                                                                      |  |     |
| End Malaria Council and Fund Launched                                                                     |  |     |
| Resistance Monitoring, Implementation and Impact                                                          |  |     |
| Drug efficacy studies conducted since 2019 and data reported to WHO                                       |  |     |
| Insecticide classes with mosquito resistance in representative sentinel sites confirmed since 2010        |  | 4   |
| Insecticide resistance monitored since 2020 and data reported to WHO                                      |  |     |
| % of vector control in the last year with next generation materials                                       |  | 100 |
| ACTs in stock (>6 months stock)                                                                           |  |     |
| RDTs in stock (>6 months stock)                                                                           |  |     |
| On track to reduce malaria incidence by at least 75% by 2025 (vs 2015)                                    |  |     |
| On track to reduce malaria mortality by at least 75% by 2025 (vs 2015)                                    |  |     |
| Tracer Indicators for Maternal and Child Health and NTDs                                                  |  |     |
| Mass Treatment Coverage for Neglected Tropical Disease (NTD index, %)(2024)                               |  | 72  |
| % of Neglected Tropical Disease MDAs Achieving WHO Targets                                                |  | 80  |
| National Budget Allocated to NTDs                                                                         |  |     |
| Estimated % of children (0–14 years old) living with HIV who have access to antiretroviral therapy (2024) |  | 48  |
| DPT3 coverage 2024 (vaccination among 0-11 month olds)                                                    |  | 63  |
| Climate Change and VBDs in NDCs                                                                           |  |     |

#### Key

|  |                                   |
|--|-----------------------------------|
|  | Target achieved or on track       |
|  | Progress but more effort required |
|  | Not on track                      |
|  | No data                           |
|  | Not applicable                    |

## **Malaria - The Big Push towards 2030**

Africa is at the centre of a perfect storm that threatens to disrupt malaria services and undo decades of progress. Countries must act urgently to both prevent and mitigate the adverse effects of the ongoing global financial crisis, decreasing ODA, increasing biological threats, climate change, and humanitarian crises. These threats represent the most serious emergency facing malaria in 20 years and will lead to malaria upsurges and epidemics if not addressed. To get back on track and eliminate malaria, US\$5.2 billion is needed annually to fully finance country national malaria plans, and urgently fill gaps created by the recent reductions in ODA. Extreme weather events and climate change present a significant threat. By the 2030s, 150 million additional people will be at risk of malaria because of warmer temperatures and increased rainfall. Countries must also take action to confront the threats of insecticide and drug resistance, reduced efficacy of rapid diagnostic tests, and the invasive *Anopheles stephensi* mosquito which spreads malaria in both urban and rural areas. The malaria toolkit continues to expand. WHO has approved the use of dual-insecticide mosquito nets that are 43% more effective than traditional mosquito nets and will address the impact of insecticide-resistance. WHO have also recently approved the use of Spatial Repellents. New medicines for treating malaria and two malaria vaccines for children have also been approved with an increasing number of countries deploying these new tools. Malaria can serve as a pathfinder for primary health care strengthening, climate change and health, and Universal Health Coverage. Countries must work to sustain and increase domestic resource commitments including through multisectoral End Malaria and NTD Councils and Funds, which have raised over US\$218 million to date.

A recent report by ALMA and MNM UK, “The Price of Retreat,” highlights the expected impact of malaria between 2025-2030 on GDP, trade and key sectors for development in Africa. If Benin cannot sustain malaria prevention due to reductions in malaria financing, this would lead to an estimated 4,610,371 additional cases, 4,417 more deaths, and GDP loss of US\$712 million between 2025 and 2030. However, if we mobilise the necessary resources and achieve a 90% reduction in malaria, in Benin there will be a US\$4.1 billion increase in GDP.

### **Global Fund Allocation**

The Global Fund allocation for Benin for Grant Cycle 8 is US\$84.4 million for HIV, tuberculosis, malaria, and health systems strengthening for 2027-2029. The malaria component has been allocated US\$47.4 million. The allocations to the individual disease components are not fixed, and can be adjusted at country level. Benin is urged to ensure that resources are allocated to malaria control from the overall Global Fund country allocation, as well as from domestic resources, to sustain coverage as much as possible.

### **Progress**

Benin has carried out insecticide resistance monitoring and has reported the results to WHO, and in response to the high levels of insecticide resistance, has rolled out next generation insecticides and nets. Benin has successfully launched the Zero Malaria Starts with Me campaign.

In line with the priority agenda of the ALMA chair, President Advocate Duma Gideon Boko, Benin has enhanced the tracking and accountability mechanisms for malaria with the development of the Malaria Scorecard, and it is shared on the ALMA Scorecard Knowledge Hub. The country has launched their ALMA youth corps.

## Impact

The annual reported number of malaria cases in 2024 was 1,767,457 with 2,362 deaths.

## Key Challenges

- Insecticide resistance threatens vector control effectiveness.
- Serious funding gaps to sustain essential life-saving malaria services including the impact of recent reductions in ODA

## Neglected Tropical Diseases





### Progress

Progress in addressing Neglected Tropical Diseases (NTDs) in Benin is measured by using a composite index calculated from preventive chemotherapy coverage achieved for Lymphatic Filariasis, onchocerciasis, schistosomiasis and soil transmitted helminths. Trachoma was eliminated in 2023 and Lymphatic Filariasis and trachoma are currently under surveillance. Preventive chemotherapy coverage in Benin is 97% for schistosomiasis, 27% for Soil Transmitted Helminthiasis, 74% for onchocerciasis and 100% for trachoma and lymphatic filariasis (as they are under surveillance). Overall, the NTD preventive chemotherapy coverage index for Benin in 2024 is 72% and shows a very substantial increase compared to 2023 index value (20).

### Previous Key Recommended Action

| Objective                 | Action Item                                                                                                                                                                                    | Suggested completion timeframe | Progress | Comments - key activities/accomplishments since last quarterly report          |
|---------------------------|------------------------------------------------------------------------------------------------------------------------------------------------------------------------------------------------|--------------------------------|----------|--------------------------------------------------------------------------------|
| Climate Change and health | Work to collate data on the impact of climate change on Vector Borne disease and incorporate into the next round on National Determined Contributions and National Climate Change Action Plans | Q4 2025                        |          | The country has included Vector-Borne diseases in the National Adaptation Plan |

### Key

|                                                                                     |                         |
|-------------------------------------------------------------------------------------|-------------------------|
|  | Action achieved         |
|  | Some progress           |
|  | No progress             |
|  | Deliverable not yet due |